


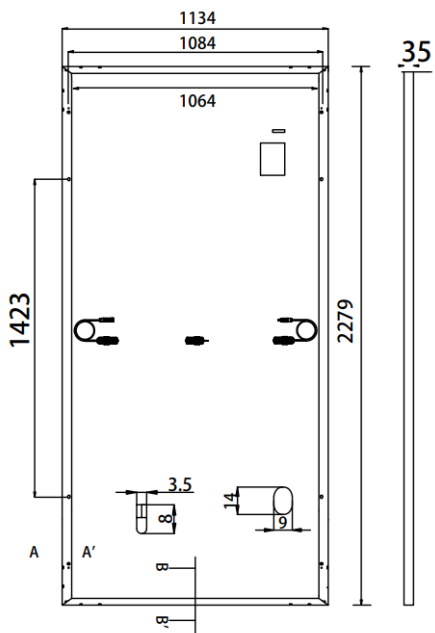
# 6x24 HALF CELLS MONO PERC PANEL 182



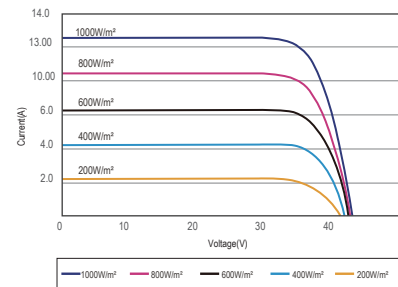
Modules		GPM-530W(144)		GPM-535W(144)		GPM-540W(144)		GPM-545W(144)		GPM-550W(144)	
Standard Test		STC	NOCT	STC	NOCT	STC	NOCT	STC	NOCT	STC	NOCT
TORLERANCE	(W)	0~+3	0~+3	0~+3	0~+3	0~+3	0~+3	0~+3	0~+3	0~+3	0~+3
EFFICIENCY	(%)	20.50	15.28	20.70	15.44	20.90	15.56	21.10	15.71	21.3	15.86
Maximum Power Pmax	(W)	530	395	535	399	540	402	545	406	550	410
Open Circuit Voltage	Voc(V)	49.30	45.90	49.45	46.10	49.60	46.30	49.75	46.50	49.90	46.70
Short Cuit Current	Isc(A)	13.72	11.09	13.79	11.13	13.86	11.18	13.93	11.23	14.00	11.28
Maximum Power Voltage	Vm(V)	41.31	38.00	41.47	38.20	41.64	38.40	41.80	38.60	41.96	38.80
Maximum Power Current	Im(A)	12.83	10.40	12.90	10.44	12.97	10.49	13.04	10.54	13.11	10.58
CELLS	(mm)	182*91 Mono perc cells									
CELLS QTY	(Pcs)	144(6*24)									
Max System Voltage	(V)	DC1000/DC1500									
Open Circuit Voltage Temp Short	(%/°C)	-0.282									
Circuit Current Temp	(%/°C)	0.041									
Peak Power Temp	(%/°C)	-0.387									
Operate Temp Scope	°C	-40 to 85									
Nominal Operating Temp	°C	45±2									
Max Series Fuse Rating	(A)	15/20									
Frontal static load	(Pa)	5400									
Back static load	(Pa)	2400									

Standard Test Conditions(STC): irradiance 1,000 W/m<sup>2</sup>; AM 1.5; module temperature 25°C.  
 Measuring uncertainty of power is within±3% Tolerance of Pmpp: 0~+3%. Certified in accordance with IEC61215, IEC61730-1/2.

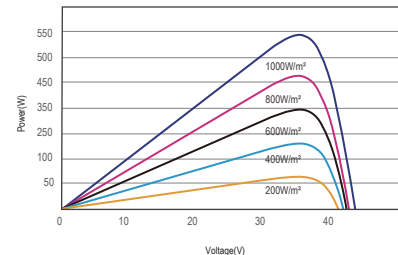
## Frame



## I-V Curves



I-V Curves(540W)



P-V Curves(540W)

## Raw material

Frame	Alloy Aluminium
Glass	3.2mm
Cells	6X24 182x91mm mono solar cells perc
Junction box	IP≥68, TUV&UL
Connect	4m m <sup>2</sup> , EVO2
Cable	300mm

## Package

module size	(mm)	2278*1134*35
Weight	(kg)	28.60
Loading		620pcs/40HQ (31*20)
Package	pcs/plt	31

United trading express srl  
 www.souqeshop.ro

